


2026 BEACH RACE CHAMPS - E HAYES & SONS

Classics Pre 63 & Pre 72



 MX  Taupo (New Zealand) • February 6th, 2026 • MX Timing (NZ) Ltd

Length
1.5 km

All Results Results by Class

Pos	Competitor	Total Points	R 1	R 2
1	24 Greg Prebble	47	22	25
2	19 Kerry Sloan	25	25	0
3	18 Kevin Ryan	22	0	22

NZ Beach Racing Champs - Up to 500cc



 MX  Taupo (New Zealand) • February 6th, 2026 • MX Timing (NZ) Ltd

Length
1.5 km

All Results Results by Class

Pos	Competitor	Total Points	R 1	R 2
1	999 Andrew Rudd	50	25	25
2	31 Alex Froc	42	20	22
3	95 Dylan Marshall	35	15	20
4	747 Reon Boe	34	16	18
5	380 Ryan McKenzie	30	14	16
6	9 Johnny Racz	22	22	0
7	184 Conrad White	18	18	0
8	193 Phil Main	13	13	0
9	11 Barney Wilson	12	12	0
10	79 Taylor Nutsford	0	0	0

Clubmans



 MX  Taupo (New Zealand) • February 6th, 2026 • MX Timing (NZ) Ltd

Length
1.5 km

All Results Results by Class

Pos	Competitor	Total Points	R 1	R 2
1	414 Matthew Davies	50	25	25
2	5a Blake Gillard	44	22	22
3	513 Jack Schliebs	38	18	20
4	13A Daniel Jordan	36	20	16
5	195 Jim Jobling	32	14	18
6	99 Mike McDonald	31	16	15
7	67 Dave Smith	27	13	14
8	41 Tony Brightwell	24	11	13
9	026 Zane Marshall	23	12	11
10	457 Jack Mclean	22	10	12
11	74 Chris Kershaw	17	8	9
12	23 Troy Bradley	17	9	8
13	16 Max Buchan	16	6	10
14	144 Craig Reece	15	15	0
15	351 Tony Cutler	14	7	7
16	84 Hayden Wilson	10	4	6
17	95/DT Bruce Carson	10	5	5
18	550 Paul Dickens	5	1	4
19	44 Neil Hodgson	5	2	3
20	83 Matthew Lee	3	3	0
21	145 Andrew Williamson	0	0	0

NZ Beach Racing Champs - Open Class



 MX  Taupo (New Zealand) • February 6th, 2026 • [MX Timing \(NZ\) Ltd](#)

Length
1.5 km

All Results Results by Class

Pos	Competitor	Total Points	R 1	R 2
1	999 Andrew Rudd	47	22	25
2	31 Alex Froc	47	25	22
3	655 Carter Strang	40	20	20
4	625 Jack Dobbie	34	18	16
5	211 Tony Tomasi	31	16	15
6	193 Phil Main	18	0	18
7	79 Taylor Nutsford	0	0	0
8	95 Dylan Marshall	0	0	0
9	200 Rusty Rhodes	0	0	0

NZ Beach Racing Champs - Open Class



 MX  Taupo (New Zealand) • February 6th, 2026 • [MX Timing \(NZ\) Ltd](#)

Length
1.5 km

All Results Results by Class

Pos	Competitor	Total Points	R 1	R 2
1	999 Andrew Rudd	47	22	25
2	31 Alex Froc	47	25	22
3	655 Carter Strang	40	20	20
4	625 Jack Dobbie	34	18	16
5	211 Tony Tomasi	31	16	15
6	193 Phil Main	18	0	18
7	79 Taylor Nutsford	0	0	0
8	95 Dylan Marshall	0	0	0
9	200 Rusty Rhodes	0	0	0

NZ Beach Racing - Up to 250cc

 MX  Taupo (New Zealand) • February 6th, 2026 • [MX Timing \(NZ\) Ltd](#)

Length
1.5 km

All Results Results by Class

Pos	Competitor	Total Points	R 1	R 2
1	125 Alex Garland	47	22	25
2	698 Alec Johnstone	45	25	20
3	25 Tim Johnstone	42	20	22
4	625 Jack Dobbie	36	18	18
5	129 Robert Goodman	30	14	16
6	77 Hunter Meikle	30	15	15
7	777 Anthony Wraight	27	13	14
8	770 Paige Meikle	25	12	13
9	866 Scott Reed	16	16	0

Pre 95 Open

MX Taupo (New Zealand) • February 6th, 2026 • MX Timing (NZ) Ltd

Length
1.5 km

All Results Results by Class

Pos	Competitor	Total Points	R 1	R 2
1	47 Kerry Sloan	50	25	25
2	1 Cole Scammell	44	22	22
3	500 Kane Bray	40	20	20
4	71 Neil Mc Dowall	36	18	18
5	145 Andrew Williamson	32	16	16
6	20 Robert Creemers	29	14	15
7	40 Owen Ripley	27	13	14
8	998 Murray Beck	26	15	11
9	82 David Dabinett	25	12	13
10	550 Paul Dickens	12	0	12

Re Run SMCC 1 Mile Dash

OFFICIAL

MX Taupo (New Zealand) • February 6th, 2026 • MX Timing (NZ) Ltd

Length Best Lap no. Best Speed By Competitor
1.5 km 1 (00:51.828) 104.191 km/h Andrew Rudd

All Results Results by Class Lap Chart Compare

Pos	Competitor	Total Time	Diff	Laps	Best Lap	Best Lap No.	Best Speed
1	999 Andrew Rudd	57.214	00.000	1	51.828	1	104.191 km/h
2	5a Blake Gillard	57.978	00.764	1	52.816	1	102.242 km/h
3	414 Matthew Davies	58.771	01.557	1	53.177	1	101.548 km/h
4	31 Alex Froc	59.515	02.301	1	53.906	1	100.174 km/h
5	13A Daniel Jordan	01:01.827	04.613	1	56.175	1	96.128 km/h
6	513 Jack Schliebs	01:02.092	04.878	1	56.386	1	95.768 km/h
7	747 Reon Boe	01:02.211	04.997	1	56.646	1	95.329 km/h
8	99 Mike McDonald	01:02.813	05.599	1	56.965	1	94.795 km/h
9	144 Craig Reece	01:03.012	05.798	1	57.021	1	94.702 km/h
10	95 Dylan Marshall	01:03.709	06.495	1	57.599	1	93.752 km/h
11	95/DT Bruce Carson	01:03.909	06.695	1	57.986	1	93.126 km/h
12	41 Tony Brightwell	01:07.327	10.113	1	01:01.400	1	87.948 km/h
13	125 Alex Garland	01:07.491	10.277	1	01:01.734	1	87.472 km/h
14	77 Hunter Meikle	01:09.719	12.505	1	01:02.779	1	86.016 km/h
15	770 Paige Meikle	01:13.683	16.469	1	01:05.959	1	81.869 km/h
16	550 Paul Dickens	01:24.480	27.266	1	01:16.606	1	70.491 km/h
17	67 Dave Smith	01:26.963	29.749	1	01:20.876	1	66.769 km/h
18	11 Jim Jobling	06.067	1 lap	0	00.000	0	0 km/h

NZ Beach Racing Champs - ATVs 0-750 Open

MX Taupo (New Zealand) • February 6th, 2026 • MX Timing (NZ) Ltd

Length
1.5 km

All Results Results by Class

Pos	Competitor	Total Points	R 1	R 2
1	0 Barry Jones	50	25	25
2	214 Tim Dore	44	22	22
3	74 Chris Kershaw	40	20	20
4	167 Jamie Croton	36	18	18

NZ Beach Racing Champs - Super Quad

MX Taupo (New Zealand) • February 6th, 2026 • MX Timing (NZ) Ltd

Length
1.5 km

All Results Results by Class

Pos	Competitor	Total Points	R 1	R 2
1	38 Cameron Keegan	50	25	25
2	881 Kim Reid	44	22	22
3	96 Ian Newman	40	20	20
4	236 Craig Adam	36	18	18

Open Class Burt Munro Trophy - Race

OFFICIAL

MX Taupo (New Zealand) • February 6th, 2026 • MX Timing (NZ) Ltd

Length Best Lap no. Best Speed By Competitor
1.5 km 1 (00:51.880) 104.086 km/h Johnny Racz

All Results Results by Class Lap Chart Compare

Pos	Competitor	Total Time	Diff	Laps	Best Lap	Best Lap No.	Best Speed
1	9 Johnny Racz	46:09.015	00.000	50	51.880	1	104.086 km/h
2	414 Matthew Davies	46:14.864	2 laps	48	53.501	1	100.933 km/h
3	95 Dylan Marshall	46:18.805	2 laps	48	56.071	14	96.306 km/h
4	655 Carter Strang	46:41.140	2 laps	48	56.171	1	96.135 km/h
5	747 Reon Boe	46:43.662	2 laps	48	56.717	3	95.21 km/h
6	698 Alec Johnstone	46:34.376	4 laps	46	58.970	7	91.572 km/h
7	13A Daniel Jordan	46:56.252	4 laps	46	57.064	2	94.631 km/h
8	99 Mike McDonald	46:29.270	5 laps	45	57.075	1	94.612 km/h
9	144 Craig Reece	46:41.539	6 laps	44	55.831	3	96.72 km/h
10	113 Eric Weber	46:57.577	6 laps	44	59.816	2	90.277 km/h
11	457 Jack Mclean	46:15.191	7 laps	43	01:00.275	6	89.589 km/h
12	195 Jim Jobling	46:37.012	7 laps	43	58.138	7	92.882 km/h
13	41 Tony Brightwell	46:56.818	7 laps	43	01:00.856	2	88.734 km/h
14	211 Tony Tomasi	47:09.535	7 laps	43	01:02.363	11	86.59 km/h
15	77 Hunter Meikle	47:05.315	9 laps	41	01:02.225	2	86.782 km/h
16	84 Hayden Wilson	46:30.894	11 laps	39	01:05.757	2	82.121 km/h
17	550 Paul Dickens	47:22.424	16 laps	34	01:14.552	1	72.433 km/h
DNF	193 Phil Main	21:22.458	00.000	21	59.680	12	90.483 km/h
DNF	11 Barney Wilson	15:55.860	00.000	13	01:03.870	4	84.547 km/h
DNF	380 Ryan McKenzie	09:56.587	00.000	9	58.409	3	92.452 km/h
DNF	513 Jack Schliebs	07:53.344	00.000	8	55.770	2	96.826 km/h
DNF	44 Neil Hodgson	14:15.424	00.000	7	01:14.609	2	72.377 km/h
DNF	770 Paige Meikle	06:37.731	00.000	5	01:13.304	2	73.666 km/h